




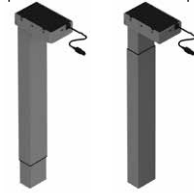
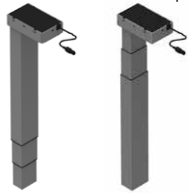





















TECHNICAL PRODUCT INFORMATION
elevo | elevo smart



type	elevo sl	elevo sxl	elevo slid	elevo cl	elevo cxl	elevo smart sl	elevo smart sxl	elevo smart slid
column design								
height adjustment	DC motor with nut and spindle	DC motor with nut and spindle	DC motor with nut and spindle	DC motor with nut and spindle	DC motor with nut and spindle	DC motor with nut and spindle	DC motor with nut and spindle	DC motor with nut and spindle
column dimensions	100 x 60 mm 90 x 50 mm	110 x 70 mm 100 x 60 mm 90 x 50 mm	100 x 60 mm 90 x 50 mm	70 x 70 mm 60 x 60 mm	70 x 70 mm 60 x 60 mm 50 x 50 mm	90 x 60 mm 85 x 55 mm	90 x 60 mm 85 x 55 mm 80 x 50 mm	90 x 60 mm 85 x 55 mm
desk top lengths	800 - 2400 mm	800 - 2400 mm	800 - 2400 mm	800 - 2400 mm	800 - 2400 mm	800 - 2400 mm	800 - 2400 mm	800 - 2400 mm
desk top depths	600 - 1000 mm	600 - 1000 mm	800 - 1000 mm	600 - 1000 mm	600 - 1000 mm	600 - 900 mm	600 - 900 mm	800 - 900 mm
adjustment range including 25 mm desk top (drawing n°)	720 - 1200 mm (34821-08) [alternative motor 36847-09]	620 - 1280 mm (M39724-10) [alternative motor 36792-09] 650 - 1310 mm (M39725-10) [alternative motor M41692-10] 680 - 1340 mm (M39726) [alternative motor M41693-10]	680 - 1180 mm (asymmetrical M42025-10) [alternative motor M43454-11] 680 - 1180 mm (symmetrical M42027-10) [alternative motor M43455-11]	720 - 1200 mm (M39942-10)	620 - 1280 mm (M39741-10) [alternative motor M43456-11] 650 - 1310 mm (M39743-10) [alternative motor M43457-11] 680 - 1340 mm (M39744-10) [alternative motor M43459-11]	720 - 1200 mm (upside down 49278-12) 720 - 1200 mm (bottom up 51867-12)	650 - 1250 mm (upside down 44117-11) 650 - 1250 mm (bottom up M50133-12)	680 - 1180 mm (asymmetrical 51166-13) 680 - 1180 mm (symmetrical 51167-13)
stroke	480 mm	660 mm	500 mm	480 mm	660 mm	480 mm	600 mm	500 mm
speed	40 mm/s	40 mm/s	40 mm/s	40 mm/s	40 mm/s	40 mm/s	40 mm/s	40 mm/s
desk frame	asymmetrical / symmetrical	asymmetrical / symmetrical	asymmetrical / symmetrical	asymmetrical / symmetrical	asymmetrical / symmetrical	asymmetrical / symmetrical	asymmetrical / symmetrical	asymmetrical / symmetrical
desk frame colour	Veyhl colour scheme	Veyhl colour scheme	Veyhl colour scheme	Veyhl colour scheme	Veyhl colour scheme	Veyhl colour scheme	Veyhl colour scheme	Veyhl colour scheme
desk frame load weight of the desk top included	120 kg 100 kg [alternative motor]	120 kg 100 kg [alternative motor]	120 kg 100 kg [alternative motor]	120 kg 100 kg [alternative motor]	120 kg 100 kg [alternative motor]	100 kg	100 kg	100 kg
noise level	< 50 dB	< 50 dB	< 50 dB	< 50 dB	< 50 dB	< 50 dB	< 50 dB	< 50 dB
power consumption while operating during stand by	132 W 0,3 W	132 W 0,3 W	132 W 0,3 W	132 W 0,3 W	132 W 0,3 W	132 W 0,3 W	132 W 0,3 W	132 W 0,3 W
highlight	optionally available with collision protection or additional sensor technique. Special programming of the adjustment range possible on demand.	optionally available with collision protection or additional sensor technique. Special programming of the adjustment range possible on demand.	optionally available with collision protection or additional sensor technique. Special programming of the adjustment range possible on demand.	optionally available with collision protection or additional sensor technique. Special programming of the adjustment range possible on demand.	optionally available with collision protection or additional sensor technique. Special programming of the adjustment range possible on demand.	available as upside down or bottom up. Optionally available with collision protection or additional sensor technique. Special programming of the adjustment range possible on demand.	available as upside down or bottom up. Optionally available with collision protection or additional sensor technique. Special programming of the adjustment range possible on demand.	optionally available with collision protection or additional sensor technique. Special programming of the adjustment range possible on demand.

type	elevo lift sl	elevo lift sxl	elevo lift sld	elevo HV crank	elevo HE speed	elevo HE in steps	elevo fix
column design							
height adjustment	gas spring technology	gas spring technology	gas spring technology	crank	in steps	in steps	-
column dimensions	110 x 70 mm 90 x 50 mm	122 x 70 mm 112 x 60 mm 102 x 50 mm	100 x 60 mm 90 x 50 mm	100 x 60 mm 90 x 50 mm	100 x 60 mm 90 x 50 mm	100 x 60 mm 90 x 50 mm	100 x 60 mm
desk top lengths	800 - 2000 mm	800 - 2000 mm	800 - 2000 mm	800 - 2400 mm	800 - 2400 mm	800 - 2400 mm	800 - 2400 mm
desk top depths	600 - 800 mm	600 - 800 mm	800 mm	800 - 1000 mm	600 - 1000 mm	600 - 1000 mm	600 - 1000 mm
adjustment range (including 25 mm desk top) (drawing n°)	720 - 1200 mm (33673-08)	620 - 1280 mm (36677-09)	680 - 1180 mm (asymmetrical 40321-10) (symmetrical 41901-10)	620 - 920 mm (36452-09)	620 - 920 mm (35156-09)	620 - 850 mm (34832-09)	720 mm (37971-09) 740 mm (37971-09)
stroke	480 mm	660 mm	500 mm	300 mm	300 mm	230 mm	-
speed	-	-	-	3 mm/turn	10 mm/step	10 mm/step	-
desk frame	asymmetrical / symmetrical	asymmetrical / symmetrical	asymmetrical / symmetrical	asymmetrical / symmetrical	asymmetrical / symmetrical	asymmetrical / symmetrical	asymmetrical / symmetrical
desk frame colour	Veyhl colour scheme	Veyhl colour scheme	Veyhl colour scheme	Veyhl colour scheme	Veyhl colour scheme	Veyhl colour scheme	Veyhl colour scheme
desk frame load (weight of the desk top included)	100 kg	100 kg	100 kg	100 kg	100 kg	100 kg	100 kg
noise level	-	-	-	-	-	-	-
power consumption while operating during stand by	- -	- -	- -	- -	- -	- -	- -
highlight	an optionally available adjustment mechanism allows a user friendly adaption of the gas spring strength according to the actual desk load	an optionally available adjustment mechanism allows a user friendly adaption of the gas spring strength according to the actual desk load	an optionally available adjustment mechanism allows a user friendly adaption of the gas spring strength according to the actual desk load	-	-	-	-

type	elevo duo sxl	elevo duo sld	elevo duo cxl	elevo smart duo sxl	elevo smart duo sld	elevo duo lift sxl	elevo duo lift sld	elevo duo lift sm	elevo duo HV crank
column design									
height adjustment	DC motor with nut and spindle	DC motor with nut and spindle	DC motor with nut and spindle	DC motor with nut and spindle	DC motor with nut and spindle	gas spring technology	gas spring technology	gas spring technology	crank
column dimensions	110 x 70 mm 100 x 60 mm 90 x 50 mm	100 x 60 mm 90 x 50 mm	70 x 70 mm 60 x 60 mm 50 x 50 mm	90 x 60 mm 85 x 55 mm 80 x 50 mm	90 x 60 mm 85 x 55 mm	122 x 70 mm 112 x 60 mm 102 x 50 mm	100 x 60 mm 90 x 50 mm	100 x 60 mm 90 x 50 mm	100 x 60 mm 90 x 50 mm
desk top lengths	800 - 2400 mm	800 - 2400 mm	800 - 2400 mm	800 - 2400 mm	800 - 2400 mm	800 - 2000 mm	800 - 2000 mm	800 - 2000 mm	1200 - 2000 mm
desk top depths	800 mm	800 mm	800 mm	800 mm	800 mm	800 mm	800 mm	800 mm	800 mm
adjustment range (including 25 mm desk top) (drawing n°)	620 - 1280 mm {44490-11} <small>(alternative motor 44491-11)</small>	680 - 1180 mm {43369-11} <small>(alternative motor 44293-11)</small>	620 - 1280 mm {M46095-11} <small>(alternative motor M46580-11)</small>	650 - 1250 mm {M63334-15} 650 - 1300 mm {M63334-15}	680 - 1180 mm {M60255-14}	620 - 1280 mm {43217-11}	680 - 1180 mm {43368-11}	620 - 920 mm {44190-11}	620 - 920 mm {44305-11}
stroke	660 mm	500 mm	660 mm	600 mm / 650 mm	500 mm	660 mm	500 mm	300 mm	300 mm
speed	40 mm/s	40 mm/s	40 mm/s	40 mm/s	40 mm/s	-	-	-	3 mm/turn
desk frame	symmetrical	symmetrical	symmetrical	symmetrical	symmetrical	symmetrical	symmetrical	symmetrical	symmetrical
desk frame colour	Veyhl colour scheme	Veyhl colour scheme	Veyhl colour scheme	Veyhl colour scheme	Veyhl colour scheme	Veyhl colour scheme	Veyhl colour scheme	Veyhl colour scheme	Veyhl colour scheme
desk frame load (weight of the desk top included)	120 kg 100 kg (alternative motor)	120 kg 100 kg (alternative motor)	120 kg 100 kg (alternative motor)	120 kg 100 kg (alternative motor)	120 kg 100 kg (alternative motor)	100 kg	100 kg	100 kg	100 kg
noise level	< 50 dB	< 50 dB	< 50 dB	< 50 dB	< 50 dB	-	-	-	-
power consumption while operating during stand by	132 W 0,3 W	132 W 0,3 W	132 W 0,3 W	132 W 0,3 W	132 W 0,3 W	- -	- -	- -	- -
highlight	optionally available with collision protection or additional sensor technique	optionally available with collision protection or additional sensor technique	optionally available with collision protection or additional sensor technique	optionally available with collision protection or additional sensor technique	optionally available with collision protection or additional sensor technique	an optionally available adjustment mechanism allows a user friendly adaption of the gas spring strength according to the actual desk load	an optionally available adjustment mechanism allows a user friendly adaption of the gas spring strength according to the actual desk load	an optionally available adjustment mechanism allows a user friendly adaption of the gas spring strength according to the actual desk load	-